








Rk.	Player	Team	PA	Pos	BIP	Batting Avg			Slugging			Quality of Contact + K + BB		
						BA	xBA	Diff	SLG	xSLG	Diff	wOBA	xwOBA	Diff
1	 Trout, Mike	Los Angeles Angels	241	CF	147	.281	.287	-0.006	.603	.603	0.000	.407	.421	-0.014
2	 Slater, Austin		104	CF	64	.282	.303	-0.021	.506	.540	-0.034	.395	.416	-0.021
3	 Hicks, Aaron		211	CF	131	.225	.254	-0.029	.414	.432	-0.018	.351	.372	-0.021
4	 Taylor, Chris		214	CF	131	.270	.271	-0.001	.476	.489	-0.013	.364	.370	-0.006
5	 Bellinger, Cody		243	CF	171	.239	.280	-0.041	.455	.487	-0.032	.337	.369	-0.032
6	 Grisham, Trent		252	CF	153	.251	.265	-0.014	.456	.482	-0.026	.348	.365	-0.017
7	 Happ, Ian		231	CF	136	.258	.258	0.000	.505	.464	0.041	.369	.358	0.011
8	 Nimmo, Brandon		225	CF	143	.280	.247	0.033	.484	.419	0.065	.387	.355	0.032
9	 Lewis, Kyle		242	CF	137	.262	.238	0.024	.437	.431	0.006	.349	.343	0.006
10	 Laureano, Ramón		222	CF	128	.213	.235	-0.022	.366	.408	-0.042	.315	.340	-0.025
11	 Buxton, Byron		135	CF	96	.254	.247	0.007	.577	.544	0.033	.345	.332	0.013
12	 Grichuk, Randal		231	CF	169	.273	.266	0.007	.481	.463	0.018	.334	.330	0.004
13	 Reyes, Victor		213	CF	157	.277	.286	-0.009	.391	.428	-0.037	.307	.327	-0.020
14	 Bader, Harrison		125	CF	67	.226	.199	0.027	.443	.422	0.021	.337	.326	0.011
15	 Kiermaier, Kevin		159	CF	96	.217	.249	-0.032	.362	.377	-0.015	.301	.325	-0.024

Rk.	Player	Team	PA	Pos	BIP	Batting Avg			Slugging			Quality of Contact + K + BB		
						BA	xBA	Diff	SLG	xSLG	Diff	wOBA	xwOBA	Diff
16	 Taylor, Michael A.		99	CF	65	.196	.229	-0.033	.424	.480	-0.056	.287	.324	-0.037
17	 Naquin, Tyler		141	CF	95	.218	.264	-0.046	.383	.469	-0.086	.268	.323	-0.055
18	 Pillar, Kevin		223	CF	167	.288	.268	0.020	.462	.429	0.033	.341	.323	0.018
19	 Robert, Luis		227	CF	131	.233	.223	0.010	.436	.462	-0.026	.313	.322	-0.009
20	 Jones, JaCoby		108	CF	64	.268	.240	0.028	.515	.425	0.090	.358	.321	0.037
21	 Marte, Starling		250	CF	188	.281	.262	0.019	.430	.417	0.013	.333	.321	0.012
22	 Carlson, Dylan		119	CF	76	.200	.246	-0.046	.364	.441	-0.077	.264	.314	-0.050
23	 Reynolds, Bryan		208	CF	128	.189	.228	-0.039	.357	.403	-0.046	.276	.310	-0.034
24	 Taveras, Leody		134	CF	77	.227	.232	-0.005	.395	.375	0.020	.307	.305	0.002
25	 Bradley Jr., Jackie		217	CF	144	.283	.227	0.056	.450	.373	0.077	.352	.305	0.047
26	 Haseley, Adam		92	CF	66	.278	.267	0.011	.342	.340	0.002	.305	.302	0.003
27	 Marte, Ketel		195	CF	163	.287	.261	0.026	.409	.375	0.034	.316	.301	0.015
28	 Luplow, Jordan		92	CF	60	.192	.199	-0.007	.359	.362	-0.003	.293	.300	-0.007
29	 Goodwin, Brian		164	CF	92	.215	.212	0.003	.417	.381	0.036	.305	.298	0.007
30	 Verdugo, Alex		221	CF	157	.308	.238	0.070	.478	.369	0.109	.362	.298	0.064

Rk.	Player	Team	PA	Pos	BIP	Batting Avg			Slugging			Quality of Contact + K + BB		
						BA	xBA	Diff	SLG	xSLG	Diff	wOBA	xwOBA	Diff
31	 Hampson, Garrett	Boston Red Sox	184	CF	111	.234	.229	0.005	.383	.388	-0.005	.290	.295	-0.005
32	 Engel, Adam		93	CF	69	.295	.253	0.042	.477	.376	0.101	.347	.293	0.054
33	 Brinson, Lewis		112	CF	76	.226	.247	-0.021	.368	.390	-0.022	.275	.292	-0.017
34	 Hernández, Enrique		148	CF	109	.230	.224	0.006	.410	.383	0.027	.290	.289	0.001
35	 Varsho, Daulton		115	CF	68	.188	.196	-0.008	.366	.347	0.019	.287	.288	-0.001
36	 Olivares, Edward		101	CF	72	.240	.260	-0.020	.375	.366	0.009	.275	.286	-0.011
37	 Cave, Jake		123	CF	69	.221	.213	0.008	.389	.332	0.057	.293	.271	0.022
38	 DeShields, Delino		120	CF	82	.252	.225	0.027	.318	.303	0.015	.280	.267	0.013
39	 Hilliard, Sam		114	CF	63	.210	.189	0.021	.438	.338	0.100	.301	.262	0.039
40	 Robles, Victor		189	CF	118	.220	.205	0.015	.315	.280	0.035	.273	.261	0.012
41	 Inciarte, Ender	Atlanta Braves	131	CF	94	.190	.211	-0.021	.250	.261	-0.011	.233	.253	-0.020
42	 Mullins, Cedric		153	CF	107	.271	.214	0.057	.407	.297	0.110	.313	.250	0.063
43	 Quinn, Roman		116	CF	70	.213	.208	0.005	.315	.280	0.035	.254	.243	0.011
44	 Adell, Jo		132	CF	69	.161	.171	-0.010	.266	.284	-0.018	.212	.226	-0.014